



## 本人認証マニュアル

注意事項

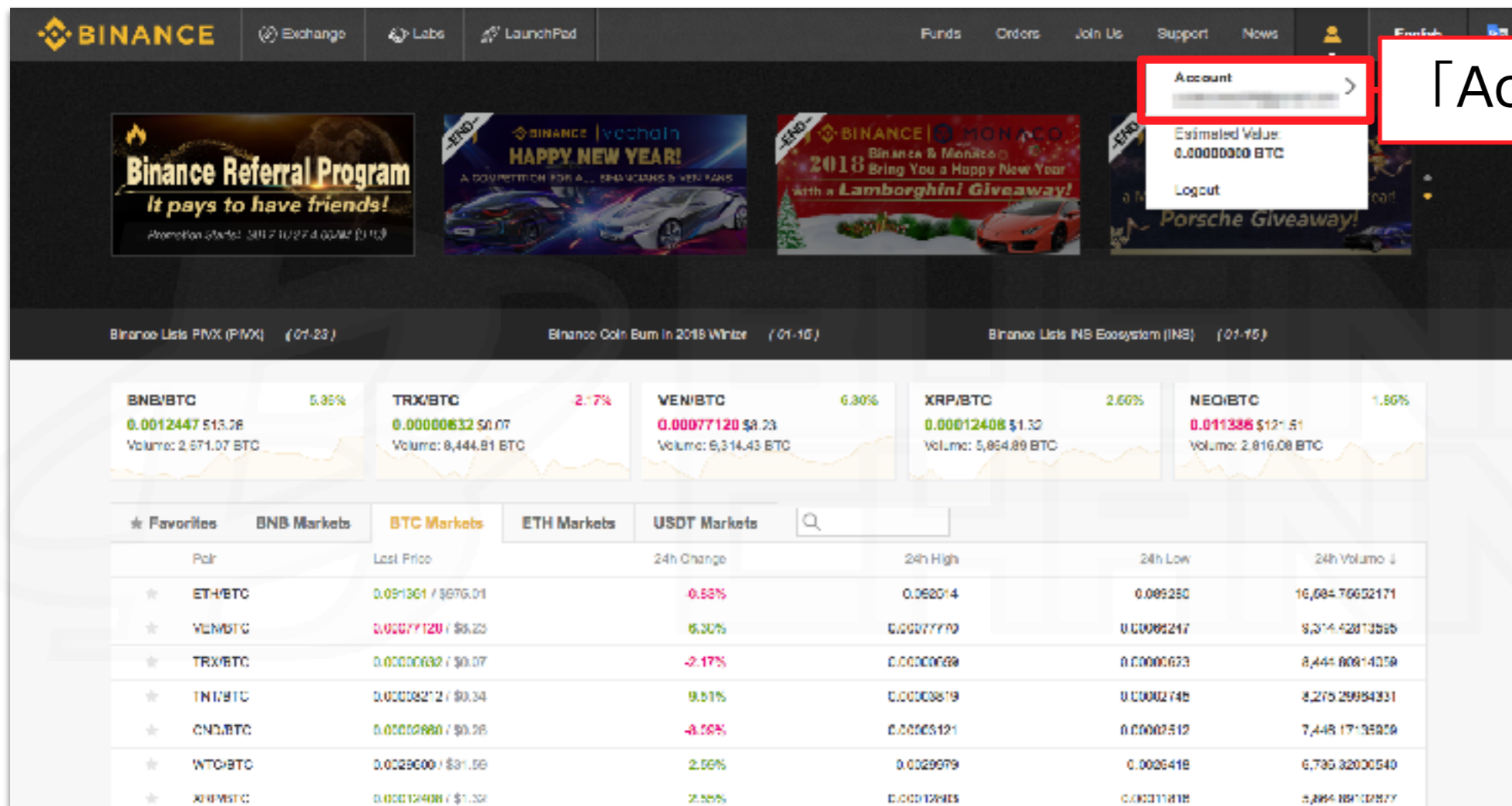
※**パソコン**より作業を行ってください



## 本人認証マニュアル

URLをクリックしてアクセスまたは、URLを入力

<https://www.binance.com/>



The screenshot shows the Binance website interface. In the top right corner, the 'Account' dropdown menu is highlighted with a red box. The menu contains the following items:

- Account
- Estimated Value: 0.00000000 BTC
- Logout

Below the account menu, there are several promotional banners for the Binance Referral Program, Happy New Year! competition, and 2018 Lamborghini Giveaway. The main content area displays market data for various cryptocurrencies, including BNB/BTC, TRX/BTC, VEN/BTC, XRP/BTC, and NEO/BTC. A table of market data is also visible below the banners.

Pair	Last Price	24h Change	24h High	24h Low	24h Volume ↓
★ ETH/BTC	0.091301 / \$970.01	-0.53%	0.092014	0.089250	16,684,766,52171
★ VEN/BTC	0.00077120 / \$8.23	6.30%	0.00077770	0.00065217	9,314,420,13595
★ TRX/BTC	0.0000632 / \$0.07	-2.17%	0.0000669	0.0000623	8,444,809,14059
★ INI/BTC	0.00009212 / \$0.34	9.51%	0.00009819	0.0000745	8,275,259,84331
★ CND/BTC	0.00009880 / \$0.36	-8.56%	0.00005121	0.00002512	7,448,171,35929
★ WTC/BTC	0.0029000 / \$91.59	2.56%	0.0029079	0.0026418	6,795,320,00540
★ XRP/BTC	0.00012408 / \$1.32	2.56%	0.00012905	0.00011818	5,864,891,02877

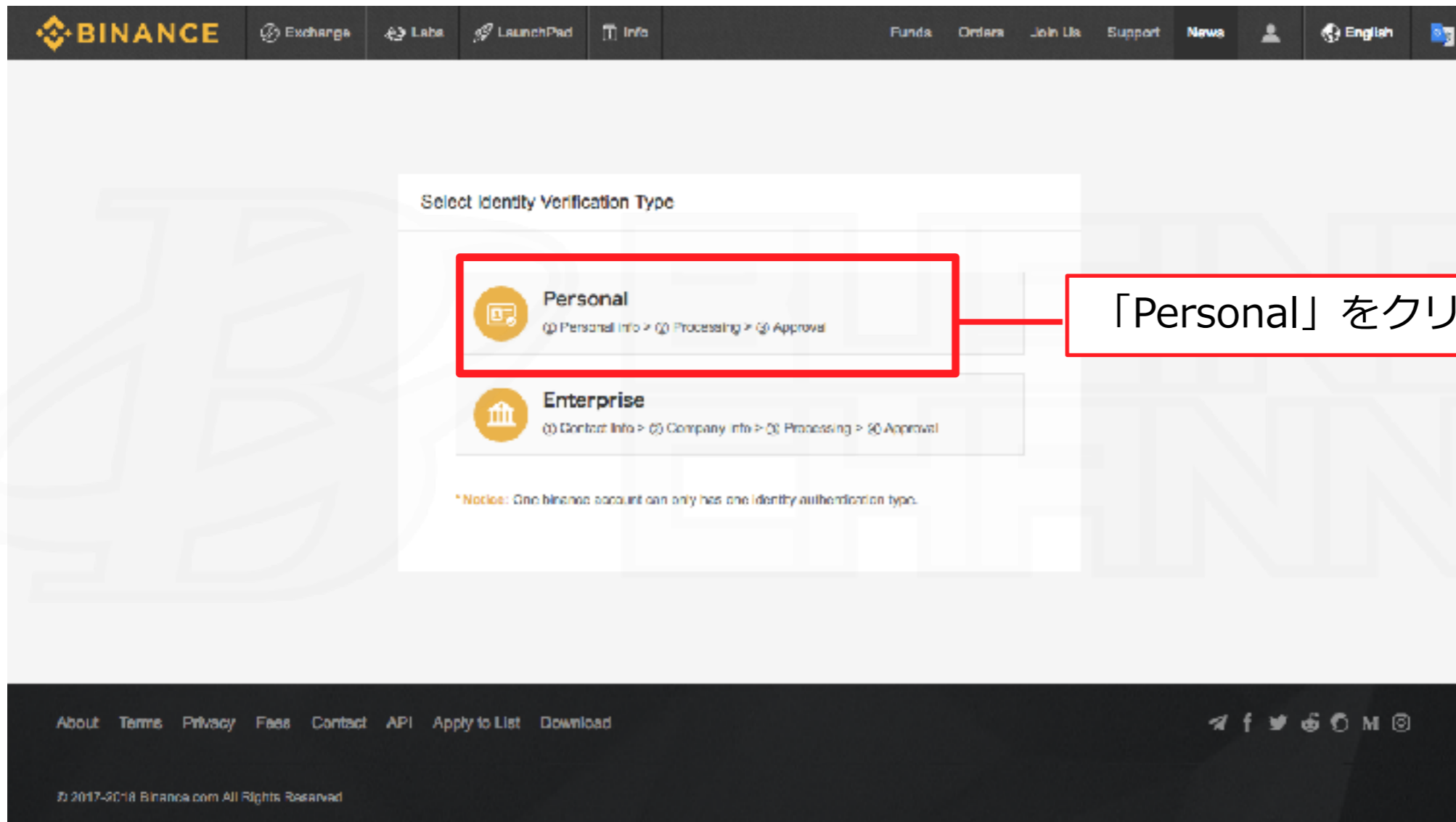
「Account」をクリック

サイトにアクセス後、上記の指示に従って下さい。

The screenshot shows the Binance Referral Program interface. At the top, there's a navigation bar with the Binance logo and links for Exchange, Labs, LaunchPad, Funds, Orders, Join Us, Support, News, and a language selector set to English. Below this is a banner for the 'Binance Referral Program' with the tagline 'It pays to have friends!' and the date 'TIME: 2017.10.27 4:00AM (UTC)'. A security warning banner is visible below the banner. The main content area shows a user profile with a 'Lv.1 Unverified' status and a '24h Withdrawal Limit: 2 BTC'. A red box highlights the 'Submit Verification Documents' button. Below the button, there are sections for 'Login Password', 'API', 'BMS Authentication', and 'Google Authentication'. The 'Submit Verification Documents' button is also highlighted by a red box with a line pointing to it.

「Submit Verification Documents」をクリック

上記の指示に従って下さい



上記の指示に従って下さい

Identity Authentication

Type  China  **International**

Please make sure you use your real identity to do this verification.

Last Name

First Name

Valid Identity Card

「International」を選択します

上記の指示に従って下さい

Identity Authentication

Type  China  International

Please make sure you use your real identity to do this verification. We will protect your personal information. Verification are only the users of Hong Kong, Macao, Taiwan and other countries.  
1, Passport  
2, Driver's license  
3, National ID Card

① First Name  「名前」を入力

② Last Name  「名字」を入力

③ Gender  Male  Female 男性の方はMaleを女性の方はFemaleを選択して下さい

④ Country And Territory   記号をクリックして「JAPAN」を選択して下さい

⑤ Passport ID  「旅券番号」を入力して下さい


上記の指示に従って下さい

Passport Cover


**Choose File**

「Choose File」をクリックして「パスポートの表紙」が写った画像をアップロード

Or you can choose to upload a photo of your passport cover.  
Please make sure that the photo is complete and clearly visible, in JPG format.



Example ▶



上記の指示に従って下さい



Passport Personal Page

**Choose File**

Or you can choose to upload

Please make sure the photo is complete and clearly visible, in JPG format. Identity card must be in the valid period.

**「Choose File」 をクリックし「パスポート内の顔写真が写ったページ」の画像をアップロード**

Example ▶



上記の指示に従って下さい

Selfie With Photo ID  
And Note

**Choose File**

① 「Choose File」 をクリック

Or you can choose to upload the front of your Driver's License or your National ID Document, together with a Note.  
Please provide a photo of you holding your Identity card. In the same picture, make a reference to Binance and today's date  
displayed. Make sure your face is clearly visible and that all identification details are clearly readable.

※ 「BINANCE/申請する日付」をメモした紙と、「パスポート内の顔写真が写ったページ」  
の二つを手に持った状態で写真を撮ります。

Example ▶

**Submit**

② 「Submit」 をクリック

上記の指示に従って下さい

The screenshot shows the Binance Referral Program dashboard. At the top, there's a navigation bar with 'BINANCE' logo and links for Exchange, Labs, LaunchPad, Funds, Orders, Join Us, Support, News, and a language selector set to English. Below this is a banner for the 'Binance Referral Program' with the tagline 'It pays to have friends!' and the date 'TIME: 2017.10.27 4:00AM (UTC)'. A security warning banner is visible below the banner. The main content area shows the user's profile with a 'Lv.1 Unverified' status. It displays withdrawal limits: '24h Withdrawal Limit: 2 BTC' and '24h Withdrawal Limit: 100 BTC'. A red box highlights the text 'Identity verification is Awaiting Approval'. Below this, there are sections for 'Login Password', 'API', 'BMB Authentication', and 'Google Authentication'. A large red box with Japanese text is overlaid on the dashboard.

Security Recommendations: Check the visit URL, Enable 2FA, Do not disclose password and make any transactions to anyone claims to be Binance support.

24h Withdrawal Limit: 2 BTC | 24h Withdrawal Limit: 100 BTC | Higher Limit

Using BNB to pay for fees (50% discount) ON

Identity verification is Awaiting Approval

認証が完了されるまで、お待ちください。

API Setting

API Setting

Disable

本人認証が完了しました



## 本人認証マニュアル

本人認証マニュアルは以上となります